

# FORCIBLE ENTRY TOOL T1



 **holmatro**  
mastering power

# HOLMATRO T1



## HOLMATRO FORCIBLE ENTRY TOOL T1

This hydraulic forcible entry tool allows you to cut, wedge, ram, spread, hammer, and lift. With the T1, you always have the right tool for the job.

For more tools and more information, please visit [www.holmatro.com](http://www.holmatro.com).




***BREAKING  
ALL BARRIERS***

# FORCIBLE ENTRY TOOL T1



T1

| specifications                 |     | T1          |
|--------------------------------|-----|-------------|
| art. no.                       |     | 151.001.787 |
| spreading distance             | in. | 5           |
| max. spreading force           | lbf | 7,419       |
| min. spreading force 25 mm tip | lbf | 5,845       |
| max. cutting opening           | in  | 1.1         |
| theoretical cutting force      | lbf | 31,248      |
| round bar (S235)               | in  | 0.7         |
| weight, ready for use          | lb  | 17          |



### Multifunctional tool

- The T1 can hammer, cut, spread, lift, wedge and ram. This means you always have the right tool for the job.
- The wedge is detachable, meaning no second person or tool is needed for creating the first gap.
- Having all these functions in one tool also saves weight and space in your vehicle.
- The T1 is a stand-alone tool, so you won't need batteries or an external pump.



### Optimized cutting blades and jaw design

- The T1 can easily cut rebar, chain and padlock.
- It can cut up to  $\varnothing 18$  mm of round bar (S235).
- You can easily replace the cutting blades when they are damaged.



### 2-stage pump

- High power transmission means 30 kg of manual force on the pump rod gives you up to 14,2 ton hydraulic cutting force and up to 3,4 ton hydraulic spreading force.
- You will need less energy or breathing air, compared to traditional tools.



### Spreading tips

- For opening heavy doors in a controlled way
- The load-holding function makes the tool suitable for lifting and progressive lifting
- You can also use the spreading tips to create space in vehicles.



### Compact and powerful

- The patented hydraulic cutting/spreading mechanism of the T1 allows for high cutting & spreading forces in a compact tool design.
- Easy to use in confined spaces.
- Easy to carry and store.




### Detachable Wedge

- You don't need a second person or tool for creating the first gap, which makes forcing heavy inward opening doors a one-person job.
- The wedge can also be used for pulling hinges or manually forcing outward opening doors.



### Hammer head

- You can use the tool as a battering ram or hammer
- For opening light inward opening doors quickly
- The optimized weight of 7,7kg makes the tool light enough to carry and heavy enough to do the job





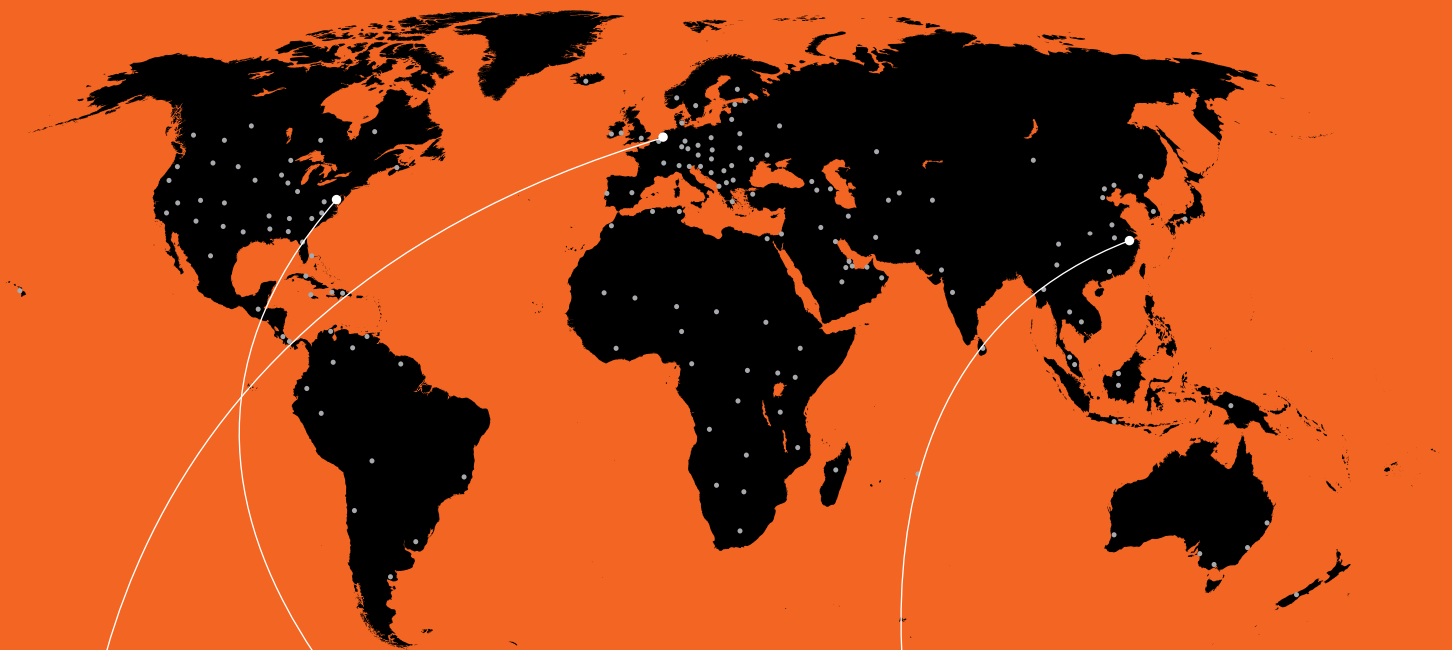
**WATCH THE VIDEO ON  
[HOLMATRO.COM/T1](https://www.holmatro.com/T1)**

# HOLMATRO OFFICES AND DEALERS

All over the world

Thanks to our worldwide sales  
and service network there's  
always a Holmatro representative  
nearby, ready to assist you!

Find your nearest Holmatro  
representative on  
[holmatro.com](http://holmatro.com)



## **Holmatro Netherlands**

Raamsdonksveer,  
The Netherlands

**T** +31 (0) 162 58 92 00

## **Holmatro USA**

Glen Burnie MD,  
USA

**T** 410-768-9662

## **Holmatro China**

Suzhou, Jiangsu Province  
China

**T** +86 (512) 6380 7060

**Disclaimer** - While the greatest care has been devoted to the content, it is possible that the information in this document is incorrect or incomplete. Holmatro B.V. and its affiliated companies (here-after: Holmatro) cannot be held liable in any way for the consequences of activities undertaken based on this document. If you have any doubts about the correctness or completeness of the information, you shall contact Holmatro (phone number: +31 (0)162-589200). Nothing from this document can be copied and/or made public in any way without the explicit authorization of Holmatro.

**YOU CAN COUNT ON US,  
FOR LIFE**

---

holmatro.com

**USA/CANADA CHANNELS**

 holmatro.usca

 holmatro\_usca

 holmatro\_usca